



2010 State Indicators and Rating for Fairfield City

IRN: 046102
 Address: 211 Donald Dr
 Fairfield, OH 45014-3006

County: Butler
 ITC: SWOCA
 District Type: City

State Test Results

		# Students Took Test	# At Least Proficient	% Proficient	State Standard	State Indicator Met?	
<i>3rd Grade</i>	Reading	726	649	89.4%	75.0%	MET	✓
	Mathematics	726	604	83.2%	75.0%	MET	✓
<i>4th Grade</i>	Reading	714	626	87.7%	75.0%	MET	✓
	Writing	0	0	NC	75.0%	--	
	Mathematics	713	593	83.2%	75.0%	MET	✓
<i>5th Grade</i>	Reading	719	552	76.8%	75.0%	MET	✓
	Mathematics	719	518	72.0%	75.0%	NOT MET	✗
	Social Studies	0	0	NC	75.0%	--	
	Science	719	540	75.1%	75.0%	MET	✓
<i>6th Grade</i>	Reading	774	687	88.8%	75.0%	MET	✓
	Mathematics	774	695	89.8%	75.0%	MET	✓
<i>7th Grade</i>	Reading	692	582	84.1%	75.0%	MET	✓
	Writing	0	0	NC	75.0%	--	
	Mathematics	692	559	80.8%	75.0%	MET	✓
<i>8th Grade</i>	Reading	799	682	85.4%	75.0%	MET	✓
	Mathematics	799	643	80.5%	75.0%	MET	✓
	Social Studies	0	0	NC	75.0%	--	
	Science	799	627	78.5%	75.0%	MET	✓
<i>10th Grade</i>	Reading	740	650	87.8%	75.0%	MET	✓
	Writing	738	662	89.7%	75.0%	MET	✓
	Mathematics	739	637	86.2%	75.0%	MET	✓
	Social Studies	738	624	84.6%	75.0%	MET	✓
	Science	738	566	76.7%	75.0%	MET	✓
<i>11th Grade</i>	Reading	783	745	95.1%	85.0%	MET	✓
	Writing	783	765	97.7%	85.0%	MET	✓
	Mathematics	783	735	93.9%	85.0%	MET	✓
	Social Studies	783	726	92.7%	85.0%	MET	✓
	Science	783	703	89.8%	85.0%	MET	✓

[Analyze...](#)

Attendance Rate

The state standard is 93.0%

Aggregate Attendance	1,518,585
Aggregate Membership	1,582,573
Attendance Rate	96.0%
State Indicator Met?	MET ✓

[Analyze...](#)

Graduation Rate

The Graduation Rate indicator is based on the previous school year's graduation rate. The state standard is 90.0%.

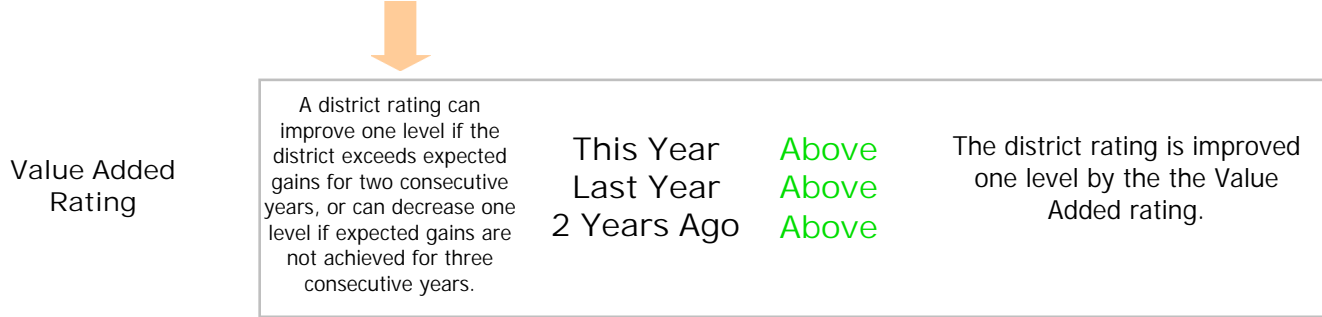
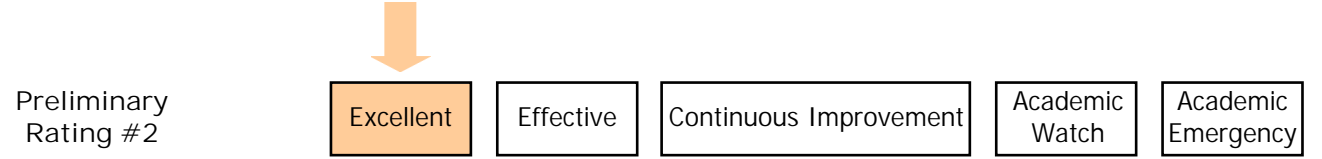
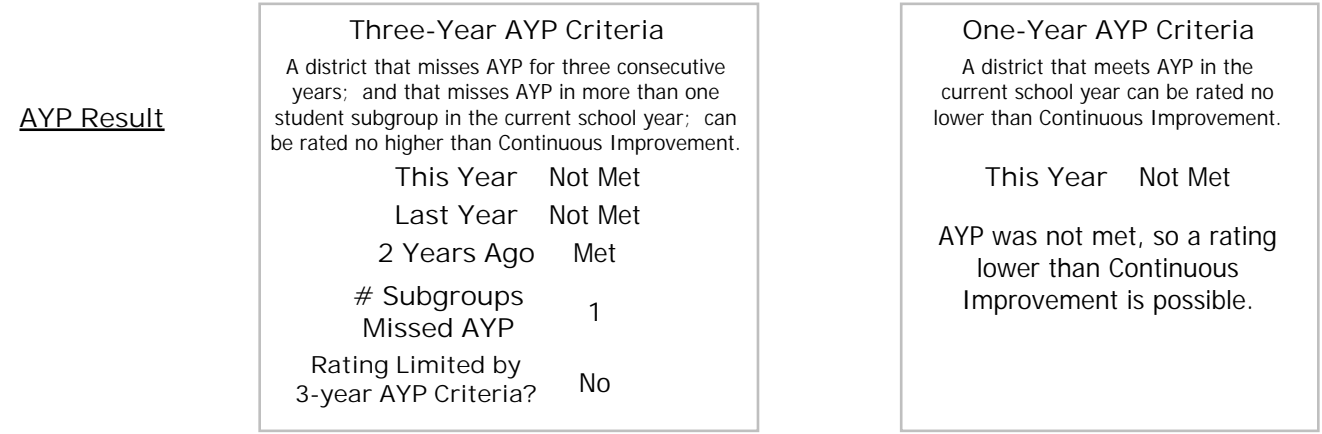
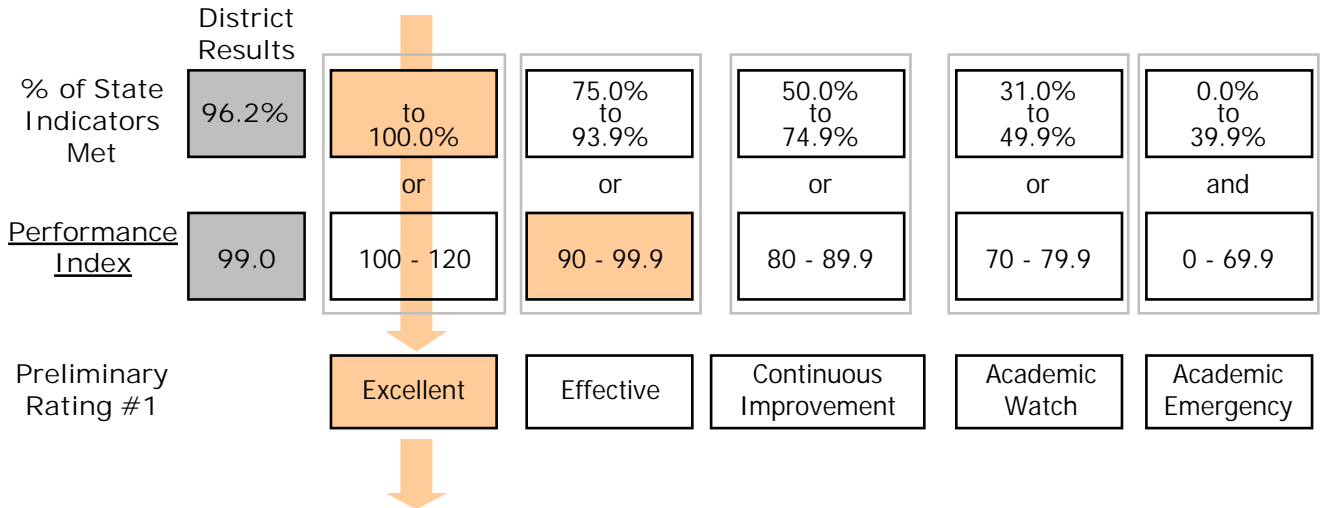
# Graduates	745
# in Graduation Cohort *	774
Graduation Rate	96.3%
State Indicator Met?	MET ✓

* Graduation Cohort = Graduates + Net Dropouts + Grade 13 graduates
[Analyze...](#)

Your district met 25 out of 26 indicators (96.2%)

District Rating: Excellent with Distinction

Methodology for Determining District Rating



Final Rating: Excellent with Distinction